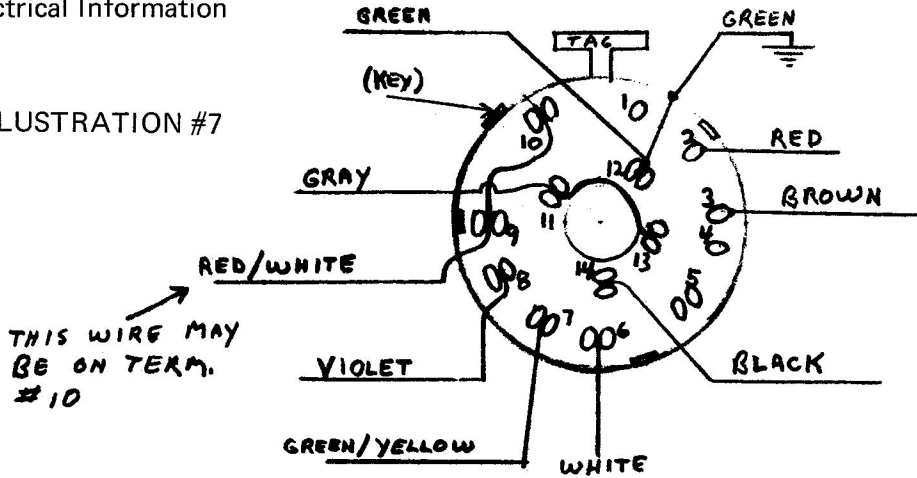


(TYPE 3)
 ME-125 SWITCH BEFORE REWIRE
 (BACK SIDE VIEW)

(STD.)

ILLUSTRATION #7

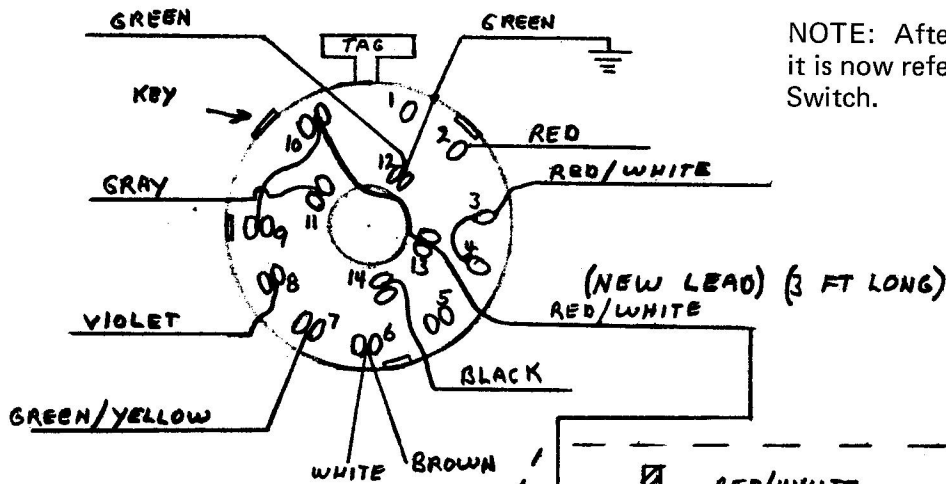


NOTE: The terminals are numbered from the first terminal on the right side of the tag.

THIS WIRE MAY BE ON TERM. #10

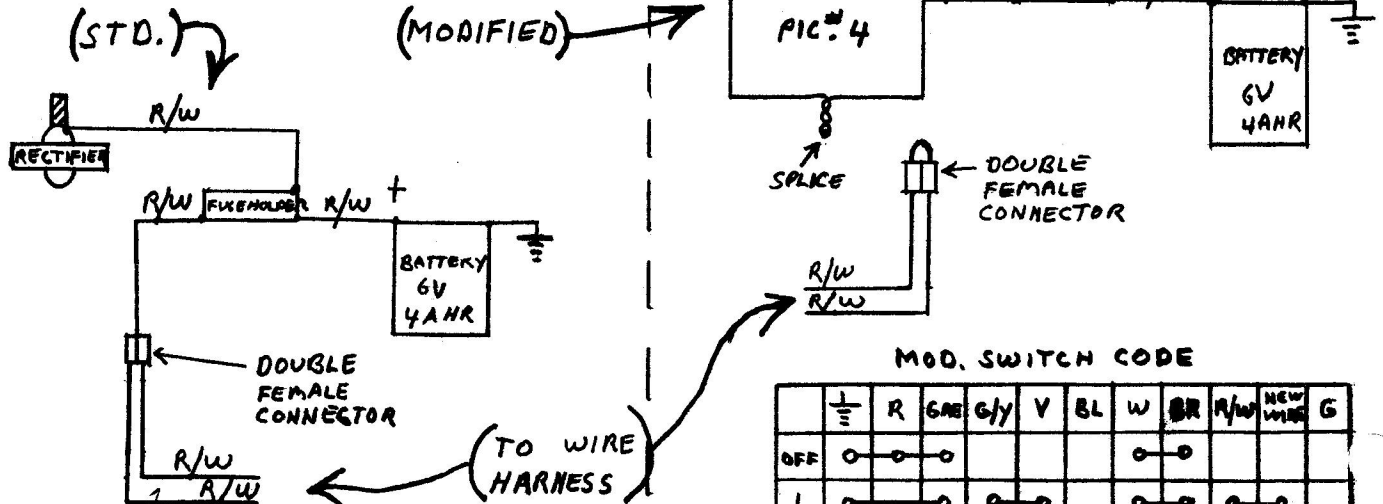
ILLUSTRATION #8 } (TYPE 3)
 ME-125 SWITCH AFTER REWIRE

(MOD.)



NOTE: After this switch is modified, it is now referred to as a TYPE 4 Switch.

ILLUSTRATION #9 ELECTRICAL WIRE HARNESS



MOD. SWITCH CODE

	$\frac{1}{2}$	R	GR	G/Y	V	BL	W	BR	R/W	NEW WIRE	G
OFF	<input type="checkbox"/>	<input type="checkbox"/>	<input type="checkbox"/>				<input type="checkbox"/>	<input type="checkbox"/>			
1	<input type="checkbox"/>	<input type="checkbox"/>		<input type="checkbox"/>			<input type="checkbox"/>	<input type="checkbox"/>	<input type="checkbox"/>	<input type="checkbox"/>	
2	<input type="checkbox"/>	<input type="checkbox"/>		<input type="checkbox"/>	<input type="checkbox"/>		<input type="checkbox"/>	<input type="checkbox"/>	<input type="checkbox"/>	<input type="checkbox"/>	<input type="checkbox"/>
3	<input type="checkbox"/>	<input type="checkbox"/>					<input type="checkbox"/>	<input type="checkbox"/>		<input type="checkbox"/>	<input type="checkbox"/>

